




JDENTALCARE
just smile

JD ICON

The unique features of an icon



conical connection



FDA
Approved



Made in Italy

THE CONICAL CONNECTION

The conical connection offers:


- Tight seal and high mechanical strength
- High level of mechanical stability under different load conditions
- Better force transition from the implant body to the prosthetic abutment
- Less stress on the prosthetic screw

The conical connection is significantly **superior in term of bacterial seal** as compared to other connection systems and it is more resistant to abutment movement and microgap enlargement under loading.

The internal conical connection also allows for platform shifting, allowing the preservation of the crestal bone and the volume of the surrounding soft tissue. This results in more **natural looking gums** and also supports **less radiographically detectable crestal bone loss**.

Whereas with other connections, platform shifting is achieved through the use of a smaller diameter abutment on a larger diameter implant collar, the internal conical connection has the shift built-in.

The hexagonal interlocking provides a choice of six different abutment positions providing **high restorative flexibility**.



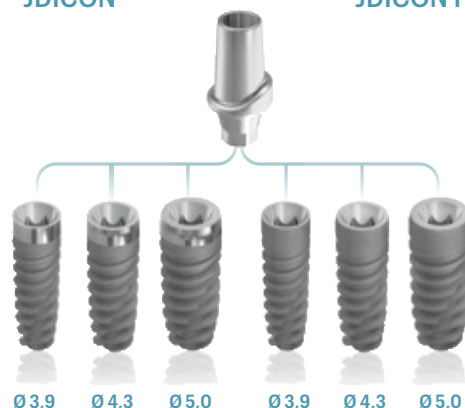
SINGLE PROSTHETIC CONNECTION

features

- Single prosthetic connection for all diameters
- Dual system conical connection internal hexagonal
- Built-in platform switching
- Complete selection of temporary and final abutments for various heights and emergence profiles

JDICON

JDICON F



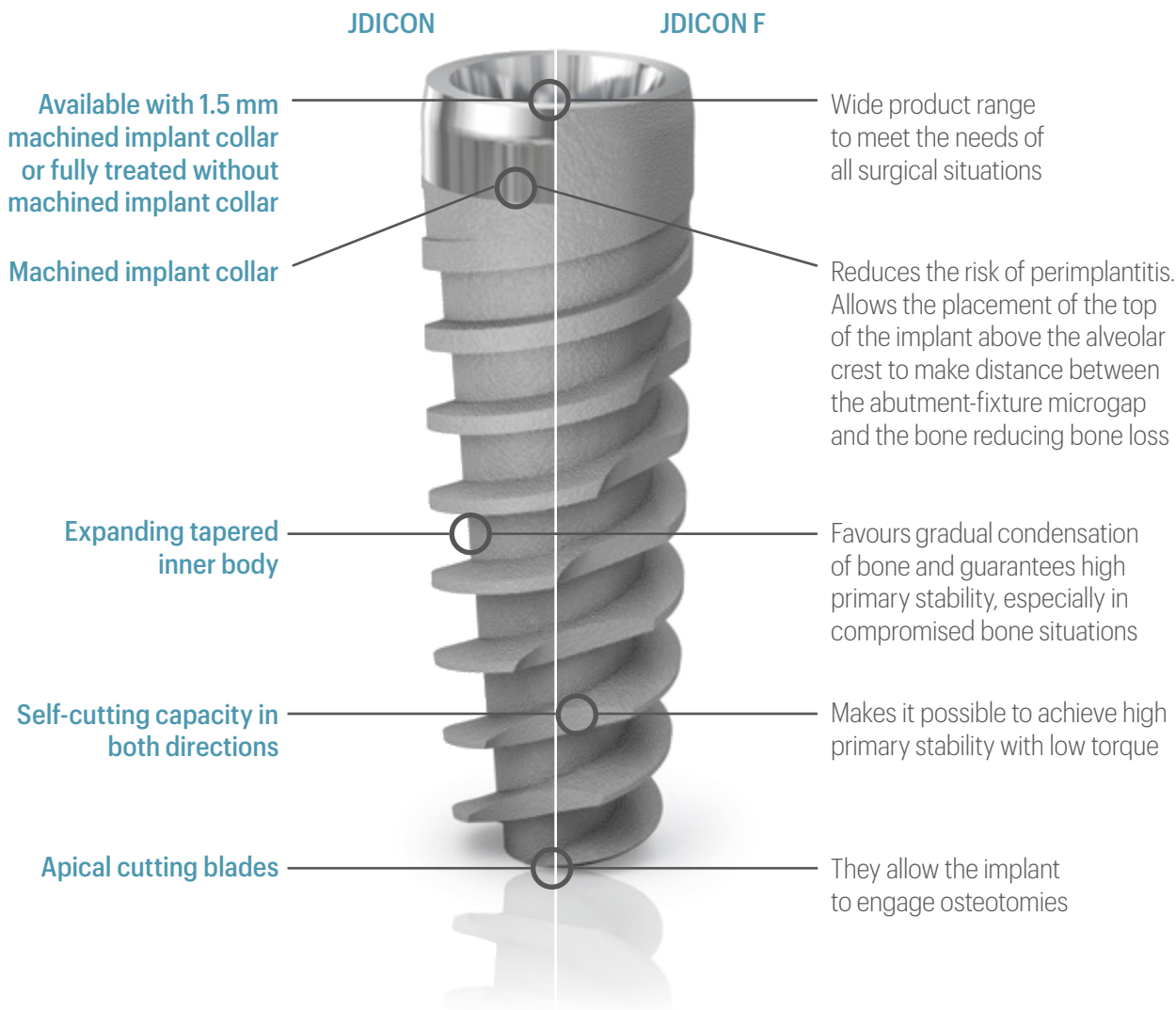
advantages

- Simplicity of clinical processes
- Reduces inventory and enhanced working flexibility
- Excellent connection stability
- Sealed connection: thanks to the connection design, there are no detectable microgaps at the implant-abutment in the area of the conical connection
- High mechanical strength
- Greater hard and soft tissue stability

THE UNIQUE FEATURES OF AN ICON

features


advantages



PRODUCT SPECIFICATIONS

The JDIcon dental implants are available in the diameters and lengths shown in the following table:

IMPLANT DIAMETER	TIP DIAMETER	ABUTMENT INTERFACE	PLATFORM DIAMETER	LENGTH							
				6	8	10	11,5	13	15	18	20
Ø 3,9	2,8	3,4	3,9		8	10	11,5	13	15	18	20
Ø 4,3	2,8	3,4	4,0	6	8	10	11,5	13	15		
Ø 5,0	3,2	3,4	4,7	6	8	10	11,5	13	15		



Note: all measurements in mm

PRODUCT CATALOGUE

JDIcon with 1.5mm machined implant collar:

Ø 3,9

IC39080	JDIcon Ø 3.9 L 8
IC39100	JDIcon Ø 3.9 L 10
IC39115	JDIcon Ø 3.9 L 11.5
IC39130	JDIcon Ø 3.9 L 13
IC39150	JDIcon Ø 3.9 L 15
IC39180	JDIcon Ø 3.9 L 18
IC39200	JDIcon Ø 3.9 L 20

Ø 4,3

IC43060	JDIcon Ø 4.3 L 6
IC43080	JDIcon Ø 4.3 L 8
IC43100	JDIcon Ø 4.3 L 10
IC43115	JDIcon Ø 4.3 L 11.5
IC43130	JDIcon Ø 4.3 L 13
IC43150	JDIcon Ø 4.3 L 15

Ø 5,0

IC50060	JDIcon Ø 5.0 L 6
IC50080	JDIcon Ø 5.0 L 8
IC50100	JDIcon Ø 5.0 L 10
IC50115	JDIcon Ø 5.0 L 11.5
IC50130	JDIcon Ø 5.0 L 13
IC50150	JDIcon Ø 5.0 L 15

JDIcon F fully treated:

Ø 3,9

IC39080:	JDIcon F Ø 3.9 L 8
IC39100:	JDIcon F Ø 3.9 L 10
IC39115:	JDIcon F Ø 3.9 L 11.5
IC39130:	JDIcon F Ø 3.9 L 13
IC39150:	JDIcon F Ø 3.9 L 15
IC39180:	JDIcon F Ø 3.9 L 18
IC39200:	JDIcon F Ø 3.9 L 20

Ø 4,3

IC43060:	JDIcon F Ø 4.3 L 6
IC43080:	JDIcon F Ø 4.3 L 8
IC43100:	JDIcon F Ø 4.3 L 10
IC43115:	JDIcon F Ø 4.3 L 11.5
IC43130:	JDIcon F Ø 4.3 L 13
IC43150:	JDIcon F Ø 4.3 L 15

Ø 5,0


IC50060:	JDIcon F Ø 5.0 L 6
IC50080:	JDIcon F Ø 5.0 L 8
IC50100:	JDIcon F Ø 5.0 L 10
IC50115:	JDIcon F Ø 5.0 L 11.5
IC50130:	JDIcon F Ø 5.0 L 13
IC50150:	JDIcon F Ø 5.0 L 15

Cover Screw:

ICCS	Cover Screw JDIcon
------	--------------------

Healing Abutment:

ICHA43	Healing Abutment Ø 4.0 H 3.0 JDIcon
ICHA45	Healing Abutment Ø 4.0 H 5.0 JDIcon
ICHA47	Healing Abutment Ø 4.0 H 7.0 JDIcon
ICHA53	Healing Abutment Ø 5.0 H 3.0 JDIcon
ICHA55	Healing Abutment Ø 5.0 H 5.0 JDIcon
ICHA57	Healing Abutment Ø 5.0 H 7.0 JDIcon
ICHA59	Healing Abutment Ø 5.0 H 9.0 JDIcon
ICHA63	Healing Abutment Ø 6.0 H 3.0 JDIcon
ICHA65	Healing Abutment Ø 6.0 H 5.0 JDIcon
ICHA67	Healing Abutment Ø 6.0 H 7.0 JDIcon



Healing Abutments Bridge:

ICHA53B	Healing Abutment Bridge Ø 5.0 H 3.0 JDIcon
ICHA55B	Healing Abutment Bridge Ø 5.0 H 5.0 JDIcon
ICHA57B	Healing Abutment Bridge Ø 5.0 H 7.0 JDIcon




Impression Coping:

OPEN TRAY

ICICOT4C	Impression Coping Open Tray Ø 4.0 JDIcon
ICICOT5C	Impression Coping Open Tray Ø 5.0 JDIcon
ICICOT6C	Impression Coping Open Tray Ø 6.0 JDIcon

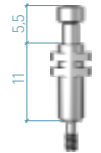
CLOSED TRAY

ICICCT4C	Impression Coping Closed Tray Ø 4.0 JDIcon
ICICCT5C	Impression Coping Closed Tray Ø 5.0 JDIcon
ICICCT6C	Impression Coping Closed Tray Ø 6.0 JDIcon



Impression Coping Bridge:

ICICOTNEC	Impression Coping Open Tray for Bridge JDIcon
-----------	-----------------------------------------------



Temporary Abutment:

ICTAEC	Temporary Abutment Engaging JDIcon
ICTANEC	Temporary Abutment Non Engaging JDIcon
ICA100	Temporary Abutment Engaging H 3.0 JDIcon
ICATANEWC	Temporary Abutment Non Engaging for Welding JDIcon

Torque recommended 30 Ncm



Straight Abutment:

ICSA4520C	Straight Abutment Ø 4.5 H 2.0 JDIcon
ICSA4540C	Straight Abutment Ø 4.5 H 4.0 JDIcon
ICSA5020C	Straight Abutment Ø 5.0 H 2.0 JDIcon
ICSA5040C	Straight Abutment Ø 5.0 H 4.0 JDIcon
ICSA6020C	Straight Abutment Ø 6.0 H 2.0 JDIcon
ICSA6040C	Straight Abutment Ø 6.0 H 4.0 JDIcon

Torque recommended 30 Ncm



GP Abutment:

ICGP40C	GP Abutment Ø 4.0 JDIcon
ICGP50C	GP Abutment Ø 5.0 JDIcon
ICGP60C	GP Abutment Ø 6.0 JDIcon

Torque recommended 30 Ncm



Anatomic Abutment:

ICEA15C	Anatomic Abutment H 1.5 JDIcon
ICEA30C	Anatomic Abutment H 3.0 JDIcon
IC15A15C	15° Angulated Anatomic Abutment Ø 5.5 H 1.5 JDIcon
IC15A30C	15° Angulated Anatomic Abutment Ø 5.5 H 3.0 JDIcon
IC25A15C	25° Angulated Anatomic Abutment Ø 5.5 H 1.5 JDIcon
IC25A30C	25° Angulated Anatomic Abutment Ø 5.5 H 3.0 JDIcon

Torque recommended 30 Ncm



Wax-Up Abutment:

ICWAEC	Wax-Up Abutment Engaging JDIcon
ICWANEC	Wax-Up Abutment Non Engaging JDIcon

Torque recommended 30 Ncm



Gold Abutment:

ICGAEC	Gold Abutment Engaging JDIcon
ICGANEC	Gold Abutment Non Engaging JDIcon

Torque recommended 30 Ncm



Prosthetic Screw:

ICS	Prosthetic Screw JDIcon
ICSA	Prosthetic Screw Angulated JDIcon

Torque recommended 30 Ncm



























Abutment Retrieval Tool:















ICATR	Abutment Retrieval Tool JDIcon
-------	--------------------------------



Conical Abutment:



ICCA15C	Conical Abutment H 1.5 JDIcon	Torque recommended 30 Ncm	
ICCA30C	Conical Abutment H 3.0 JDIcon	Torque recommended 30 Ncm	
ICCA1725C	Conical Abutment Angulated 17° H 2.5 JDIcon	Torque recommended 30 Ncm	
ICCA1735C	Conical Abutment Angulated 17° H 3.5 JDIcon	Torque recommended 30 Ncm	
ICCA3025C	Conical Abutment Angulated 30° H 2.5 JDIcon	Torque recommended 30 Ncm	
ICCA3035C	Conical Abutment Angulated 30° H 3.5 JDIcon	Torque recommended 30 Ncm	
ICCASA	Conical Abutment Angulated Screw JDIcon	Torque recommended 30 Ncm	
EVCAPS	Prosthetic Screw Conical Abutment JDEvolution	Torque recommended 15 Ncm	
EVCAPSA	Prosthetic Screw Angulated for Conical Abutment JDEvolution	Torque recommended 15 Ncm	
EVCAICOTEC	Conical Abutment Impression Coping Open Tray Engaging JDEvolution	Torque recommended 15 Ncm	
EVCAICOTC	Conical Abutment Impression Coping Open Tray JDEvolution	Torque recommended 15 Ncm	
EVCAICOTLC	Conical Abutment Impression Coping Open Tray Long JDEvolution	Torque recommended 15 Ncm	
EVCAICOT02	Screw for Conical Abutment Impression Coping Open Tray JDEvolution	Torque recommended 15 Ncm	
EVCAICOT04	Screw for Conical Abutment Impression Coping Open Tray Long JDEvolution	Torque recommended 15 Ncm	
EVCAICCTC	Conical Abutment Impression Coping Closed Tray	Torque recommended 15 Ncm	
EVCAHC	Conical Abutment Healing Cap JDEvolution	Torque recommended 15 Ncm	
EVCAHCL	Conical Abutment Healing Cap H 6.0 JDEvolution	Torque recommended 15 Ncm	
EVCAHC9	Conical Abutment Healing Cap H 9.0 JDEvolution	Torque recommended 15 Ncm	
EVCAHCB	Conical Abutment Healing Cap Peek JDEvolution	Torque recommended 15 Ncm	
EVCAGPAEC	GP Abutment Engaging for Conical Abutment JDEvolution	Torque recommended 15 Ncm	
EVCAGPANEC	GP Abutment Non Engaging for Conical Abutment JDEvolution	Torque recommended 15 Ncm	
EVCATANESC	Temporary Abutment Non Engaging Conical Abutment JDEvolution	Torque recommended 15 Ncm	
EVCATANEC	Temporary Abutment Non Engaging Conical Abutment JDEvolution	Torque recommended 15 Ncm	
EVCATANESC	Temporary Abutment Non Engaging Conical Abutment JDEvolution	Torque recommended 15 Ncm	
EVCATANEWC	Temporary Abutment Non Engaging Conical Abutment Smooth for Welding JDEvolution	Torque recommended 15 Ncm	
EVCWANEC	Wax-Up Abutment Non Engaging for Conical Abutment	Torque recommended 15 Ncm	
EVCAAR	Conical Abutment Replica	Torque recommended 15 Ncm	

TiBase, JDScanBody and Implant Replica CAD CAM:





ICSBCEC	ScanBody Engaging JDIcon	Torque recommended 30 Ncm	
EVCASBCEC	ScanBody Conical Abutment JDEvolution	Torque recommended 30 Ncm	
EVCASBCEEC	ScanBody Engaging Conical Abutment JDEvolution Plus	Torque recommended 30 Ncm	
EVCASBCEESC:	On Top ScanBody Conical Abutment JDEvolution Plus*	Torque recommended 30 Ncm	
ICTIBC	TiBase Engaging Ø4.5 H 0.5 C 4.7 JDIcon	Torque recommended 15 Ncm	
ICTIBNEC	TiBase Non Engaging Ø4.5 H 0.5 C 4.7 JDIcon	Torque recommended 15 Ncm	
ICTIB15C	TiBase engaging Ø4.5 H 1.5 C 4.7 JDIcon	Torque recommended 15 Ncm	
ICTIB15NEC	TiBase non engaging Ø4.5 H 1.5 C 4.7 JDIcon	Torque recommended 15 Ncm	
ICTIB30C	TiBase engaging Ø4.5 H 3.0 C 4.7 JDIcon	Torque recommended 15 Ncm	
ICTIB30NEC	TiBase non engaging Ø4.5 H 3.0 C 4.7 JDIcon	Torque recommended 15 Ncm	
EVCAITEC	Interface CAD CAM for Conical Abutment Engaging JDEvolution (H 7,5)	Torque recommended 15 Ncm	
EVA139C	TiBase Engaging for Conical Abutment (H 5.0)	Torque recommended 15 Ncm	
EVCAITC	Interface CAD CAM for Conical Abutment Non Engaging JDEvolution (H 7,3)	Torque recommended 15 Ncm	
EVCATIBC	TiBase for Conical Abutment JDEvolution (H 5,0)	Torque recommended 15 Ncm	
EVS110	Prosthetic Screw Conical Abutment Direct	Torque recommended 30 Ncm	
EVS111	Prosthetic Screw Conical Abutment Direct Long	Torque recommended 30 Ncm	
EVS112	Prosthetic Screw for Angulated Channel Conical Abutment Direct	Torque recommended 30 Ncm	
ICANCN	Implant Replica CAD CAM New JDIcon	Torque recommended 30 Ncm	
EVCAARCN	Conical Abutment Replica CAD CAM New	Torque recommended 30 Ncm	
ICPMNC	Pre-milled Abutment Blank JDIcon	Torque recommended 30 Ncm	

*Use JDEvolution Plus screwdriver for screwing

Interfaces:

ICINTEC	Interface Engaging JDIcon	
ICINTNEC	Interface Non Engaging JDIcon	

Ball Abutment:

ICBA15	Ball Abutment H 1.5 JDIcon	Torque recommended 30 Ncm	
ICBA30	Ball Abutment H 3.0 JDIcon	Torque recommended 30 Ncm	
ICBA50	Ball Abutment H 5.0 JDIcon	Torque recommended 30 Ncm	
EVBAA	Ball Abutment Replica	Torque recommended 30 Ncm	
EVBAHC	Ball Abutment Elastic Retention Cap w/ Container	Torque recommended 30 Ncm	
EVBAN	Ball Abutment Retention Cap	Torque recommended 30 Ncm	

Emi Abutment:

ICEMI15	Emi Abutment H 1.5 JDIcon
ICEMI30	Emi Abutment H 3.0 JDIcon
ICEMI50	Emi Abutment H 5.0 JDIcon
EVEMISCK	Smart cap attachment Emi Abutment
EVEMIHC	Emi Abutment Elastic Retention Cap w/ Container
EVEMIN	Emi Abutment Elastic Retention Cap (1.2 kg)
EVEMIH	Emi Abutment Container
EVEMIIC	Emi Abutment Plastic Impression Coping
EVEMIICS	Emi Abutment Steel Impression Coping
EVEMINT	Emi Abutment White Retention Cap (1.8 kg)
EVEMINY	Emi Abutment Yellow Retention Cap (0.6 kg)
EVEMINP	Emi Abutment Purple Retention Cap (2.5 kg)
EVEMINB	Emi Abutment Retention Cap for Laboratory
EVEMIEIT	Extractor-insertion Tool For Caps
EVEMIA	Emi Abutment Replica

Torque recommended 30 Ncm



Implant Replica:

ICAN	Implant Replica JDIcon
------	------------------------



Implant and Prosthetic Drivers:

ICID	Implant Driver JDIcon
ICIDL	Implant Driver Long JDIcon
EVSDPF15	Prosthetic Driver for JDTorque L 15
EVSDPF20	Prosthetic Driver for JDTorque L 20
EVSDPF25	Prosthetic Driver for JDTorque L 25
EVSDPF35	Prosthetic Driver for JDTorque L 35
EVSDPF60	Prosthetic Driver for JDTorque L 60
EVSDCAF	Conical Abutment Driver for JDTorque
EVSDP20	Prosthetic Driver L 20
EVSDP25	Prosthetic Driver L 25
EVSDP30	Prosthetic Driver L 30
JDPD103	Prosthetic Driver for Surgical Driver
EVSDCA	Conical Abutment Driver
EVSDPF25A	Angulated Screw Driver for JDTorque L 25
EVSDPF30A	Angulated Screw Driver for JDTorque L 30
EVSUD	Surgical Driver JDEvolution
JDG	JDGuide
ICGMC	Implant Mounter for JDIcon



Direction indicators:

JDDI	Direction Indicator
JDDIS	Direction Indicator Short
JDDI17	Direction Indicator 17°
JDDI30	Direction Indicator 30°
JDDI45	Direction Indicator 45°



DRILLING PROTOCOLS

It is recommended to adhere to the indications of the following drilling sequence to ensure optimal primary stability of the implants

Site preparation in maxilla

IMPLANT DIAMETER	HEALED BONE		POST EXTRACTIVE BONE		
	SOFT BONE	MEDIUM-DENSE BONE	SOFT BONE	MEDIUM-DENSE BONE	
Ø 3,9	2,0	2,0	2,0	2,0	Short Implant L 6mm JDIcon insertion in maxilla
	2,4	2,4	2,4	2,4	
	2,8 up to the 1 st laser mark L 6mm	2,8 3,2 up to the 1 st laser mark L 6mm	2,8 at the entrance	2,8 at the entrance	
Ø 4,3	2,0	2,0	2,0	2,0	short Ø 4,3 L 6
	2,4	2,4	2,4	2,4	
	2,8 3,2 at the entrance	2,8 3,2 up to the 1 st laser mark L 6-8mm 3,6 at the entrance	2,8 at the entrance	2,8 3,2 at the entrance	
Ø 5,0	2,0	2,0	2,0	2,0	short Ø 5,0 L 6
	2,4	2,4	2,4	2,4	
	2,8 3,2 3,6 up to the 1 st laser mark L 6mm	2,8 3,2 3,6 up to the 1 st laser mark L 6mm 4,0 at the entrance	2,8 3,2 3,6 at the entrance up to the 1 st laser mark L 6mm	2,8 3,2 3,6 at the entrance up to the 1 st laser mark L 6mm	



Site preparation in mandible

IMPLANT DIAMETER	HEALED BONE		POST EXTRACTIVE BONE		
	SOFT BONE	MEDIUM-DENSE BONE	SOFT BONE	MEDIUM-DENSE BONE	
Ø 3,9	2,0	2,0	2,0	2,0	Short Implant L 6mm JDIcon insertion in mandible
	2,4	2,4	2,4	2,4	
	2,8 3,2 up to the 2 nd laser mark L 8mm 3,6 up to the 1 st laser mark L 6mm	2,8 3,2 3,6 up to the 1 st laser mark L 6mm	2,8 at the entrance	2,8 3,2 at the entrance	
Ø 4,3	2,0	2,0	2,0	2,0	short Ø 4,3 L 6
	2,4	2,4	2,4	2,4	
	2,8 3,2 3,6 up to the 2 nd laser mark L 8mm 4,0 up to the 2 nd laser mark L 8mm	2,8 3,2 3,6 4,0 up to the 2 nd laser mark L 8mm 4,4 up to the 1 st laser mark L 6mm	2,8 3,2 3,6 at the entrance	2,8 3,2 3,6 at the entrance	
Ø 5,0	2,0	2,0	2,0	2,0	short Ø 5,0 L 6
	2,4	2,4	2,4	2,4	
	2,8 3,2 3,6 4,0 4,4 up to the 2 nd laser mark L 8mm 4,8 at the entrance	2,8 3,2 3,6 4,0 4,4 4,8 at the entrance	2,8 3,2 3,6 4,0 at the entrance	2,8 3,2 3,6 4,0 at the entrance	



Note: All measurements in mm

