




**JDENTALCARE**

*just smile*

# ***JD PTERYGO SURGICAL KIT***

*a complete kit for your pterygoid surgery*



# JD Pterygo Surgical Kit

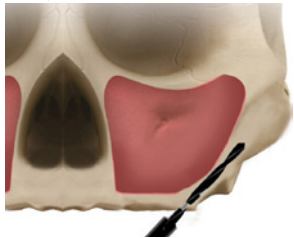
The JD Pterygo Surgical Kit is specially developed by JDentalCare for implants placement in pterygoid bone.

It is a complete and easy-to-use kit that contains all the instruments needed to perform the correct osteotomy and secure the placement of JDPterygo and JDPterygo One implants.

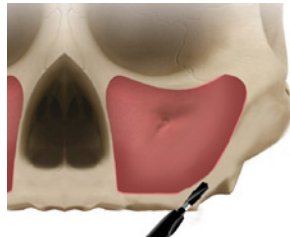
The kit includes all the surgical and prosthetic instruments compatible with JDPterygo and JDPterygo One implants.

## Drilling Protocols

Ø 3,3

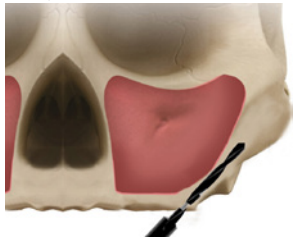


**1.** Start the osteotomy using JDPterygo drill Ø 2.0mm at the same implant length to be inserted



**2.** Complete the osteotomy with JDPterygo drill Ø 2.8mm at the entrance for 6mm

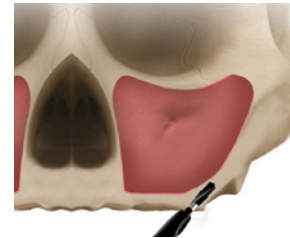
Ø 4,0



**1.** Start the osteotomy using JDPterygo drill Ø 2.0mm at the same implant length to be inserted.



**2.** Continue using JDPterygo drill Ø 2.4mm at the same implant length to be inserted.



**3.** Complete the osteotomy with JDPterygo drill Ø 3.2mm at the entrance for 6mm.


## Drills for non guided protocol:

JDDRPT20	Drill Ø 2.0 JDPterygo
JDDRPT24	Drill Ø 2.4 JDPterygo
JDDR101	Drill Ø 2.8 JDPterygo
JDDRPT32	Drill Ø 3.2 JDPterygo



## Implant and prosthetic drivers:

JDID100	JD Implant Driver - JDPterygo
EVSDPF60:	Prosthetic Driver for JDTorque L60 JDEvolution Plus
JDID101	JD Implant Driver - JDPterygo One
EVSDPF60	Prosthetic Driver for JDTorque L 60



## JD Pterygo Surgical Kit:

JDKIT04	JD Surgical Kit - JDPterygo Kit
---------	---------------------------------



