




JDENTALCARE
just smile



JD Weld
In unity there is strength.

The advantages:



Safely and predictably for immediate loading treatment

As a consequence of reduced mobility of implants due to immediate rigid splinting a risk of implant failures during healing phases can be minimized.



Meet the patient's demand for immediate restorations

Surgical procedure and prosthetic delivery on the same day of surgery.



Significant time and cost reduction

Standardized protocol with specially designed components for a reduction of appointments to a minimum and the opportunity to reduce total treatment costs.




Less risks of fractures on temporaries

Immediate reinforcement of the temporary by a titanium framework.



Improvement of the success rate of implants inserted with low primary stability

The rigid splinting of implants placed with low insertion torque reduces the risk of failures in delayed loading protocol.



No risk of distortion during the impression taking procedure

The rigid splinting of implants minimizes the risk of impression copings mobility.

JD Weld facilitating fast and stable chairside solutions.

The JDWeld provides a stable, passively fitting framework for temporary or durable prostheses for immediate restorations suitable for immediate or delayed loading. It is a fast and economical solution to deliver partial- and full-arch restorations on the same day of surgery.



The JDWeld is based on resistance spot welding principle.

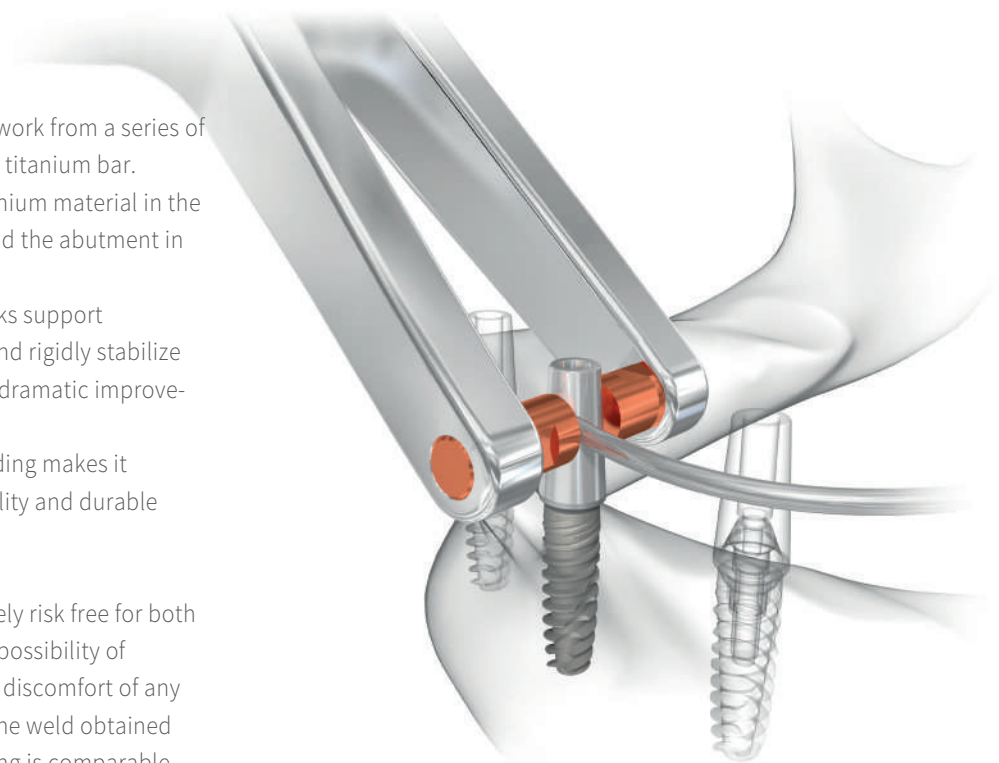
The unit makes it possible to create a framework from a series of welds which join abutments to a connecting titanium bar.

An electric current leads to fusion of the titanium material in the contact points between the titanium wire and the abutment in milliseconds.

When used at implant level, these frameworks support extremely reliable temporary restorations, and rigidly stabilize immediately loaded implants, resulting in a dramatic improvement in implant success rates.

When used at abutment level, intra oral welding makes it possible to manufacture extremely high quality and durable prosthetics with enormous precision.

This quick and simple procedure is completely risk free for both surgeon and patient. There is absolutely no possibility of excessive heat and the procedure causes no discomfort of any sort to the patient. The very high quality of the weld obtained using this form of electrical resistance welding is comparable and often superior to traditional methods (laser, TIG, etc).



Compulsory guidelines.

- Use only JDWeld unit
- Use only JDWeld dedicated components and bars
- Inter-abutment distance:
less than 8mm, use 1.5mm bar
more than 8mm & less than 15mm, use 2mm bar
- Cantilever: less than 14mm from abutment centre, weld a double bar (2mm wire) + vertical spur.
- Do not segment the main bar – use a single piece of wire
- Correct clamp positioning: tip base parallel to the bar.
- During welding, completely release the clamp (do not open).

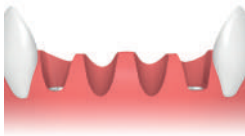
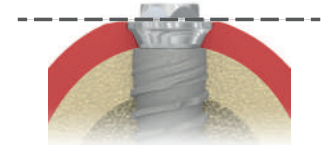

Products.



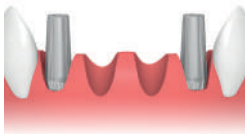

Different procedures of fabrication can be selected for this unique concept of prosthetic restoration:

TEMPORARY RESTORATIONS ON IMPLANT LEVEL

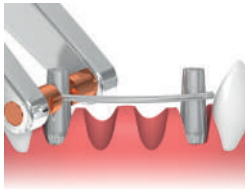
TEMPORARY OR DURABLE RESTORATIONS ON ABUTMENT LEVEL




1.
Placement of implants



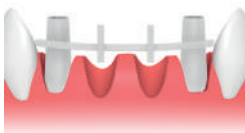
2.
Placement of dedicated welding abutments



3.
Bending, alignment and intraoral welding of titanium wire



4.
Extraorally welded retentions are added to the framework



5.
Finalized and opaque coated titanium framework



6.
Finished restoration





JDENTALCARE

www.jdentalcare.com