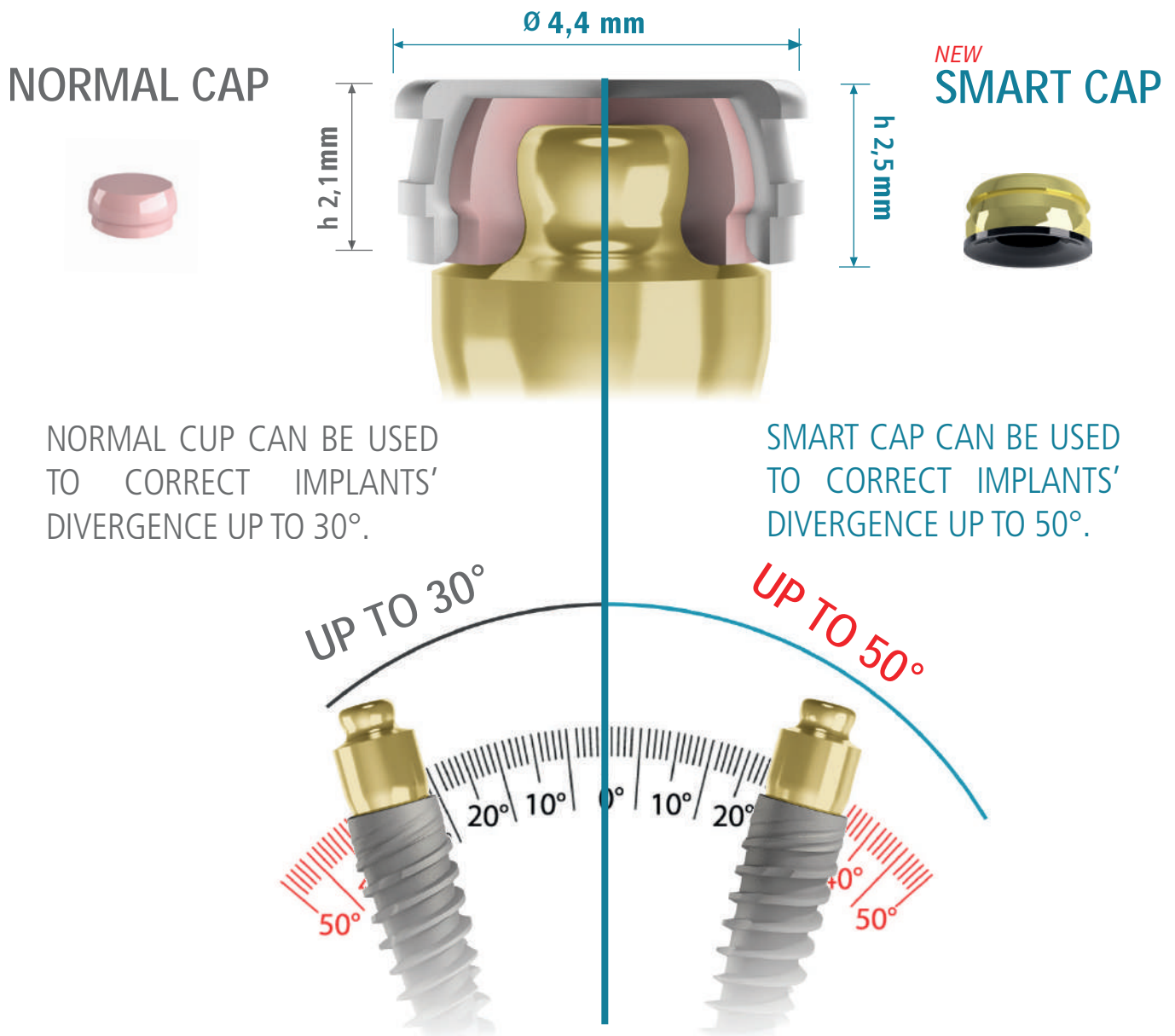


EMI ABUTMENT

THE IDEAL SOLUTION FOR OVERDENTURE TREATMENT
EVEN IN CASE OF VERTICAL SPACE LIMITATIONS.







The smallest attachment system in the market

You can choose between normal cap and smart cap.



Emi abutment can be screwed with the regular hexagonal screwdriver. Emi abutment attachments are available for JDEvolution, JDEvolution S, JDEvolution plus+ and JDIcon implants with cuff heights: 1,5 mm, 3 mm or 5 mm.

EMI ABUTMENTS CATALOGUE:

EVEMI15	Emi Abutment H 1.5 JDEvolution®		EVEMISCK	Smart cap attachment housing Emi Abutment	
EVEMI30	Emi Abutment H 3.0 JDEvolution®		EVEMIHC	Cap attachment housing and elastic retentive cap Emi Abutment	
EVEMI50	Emi Abutment H 5.0 JDEvolution®		EVEMIN	Elastic retentive cap standard Emi Abutment retention 1,2 Kg	
ESEMI15	Emi Abutment H 1.5 JDEvolution®S		EVEMIH	Cap attachment housing Emi Abutment	
ESEMI30	Emi Abutment H 3.0 JDEvolution®S		EVEMIIC	Impression Coping plastic for Emi Abutment	
ESEMI50	Emi Abutment H 5.0 JDEvolution®S		EVEMIICS	Impression coping steel for Emi Abutment	
EVEMI15:	Emi Abutment H 1.5 JDEvolution®Plus+		EVEMINT	Elastic retentive cap white Emi Abutment retention 1,8 Kg	
EVEMI30:	Emi Abutment H 3.0 JDEvolution®Plus+		EVEMINY	Elastic retentive cap yellow Emi Abutment retention 0,6 Kg	
EVEMI50:	Emi Abutment H 5.0 JDEvolution®Plus+		EVEMINP	Elastic retentive cap purple Emi Abutment retention 2,5 Kg	
ICEMI15	Emi Abutment H 1.5 JDIcon®		EVEMINB	Elastic retentive cap for laboratory Emi Abutment	
ICEMI30	Emi Abutment H 3.0 JDIcon®		EVEMIA	Emi Abutment analog	
ICEMI50	Emi Abutment H 5.0 JDIcon®		EVEMIIT	Insertion Tool for Caps Emi Abutment	
			EVEMIET	Extractor Tool for Caps Emi Abutment	

JD EVOLUTION®

JD EVOLUTION®S

JD EVOLUTION®plus

JD ICON®

Emi Abutment